

EFKA vario dc

CONTROL

JU82BV3305

with control panel V810/V820

PARAMETER LIST

No. 0402232

english

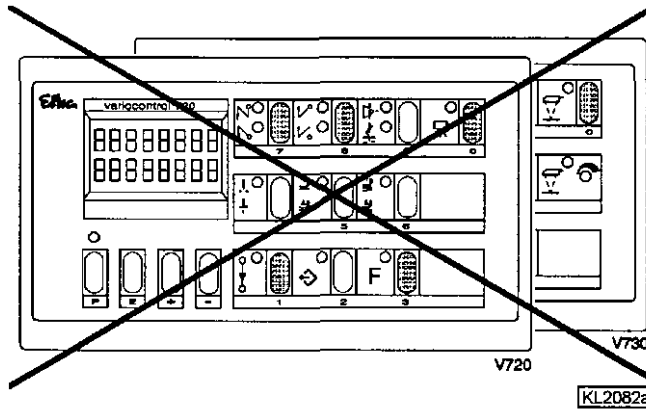
EFKA
FRANKL & KIRCHNER
GMBH & CO KG

EFKA
EFKA OF AMERICA INC.

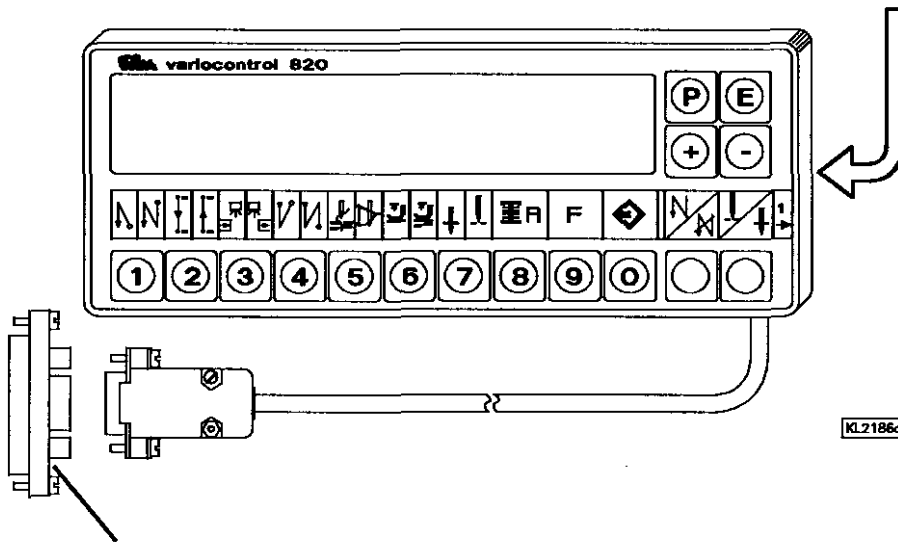
EFKA
EFKA ELECTRONIC MOTORS
SINGAPORE PTE. LTD.

ATTENTION - NEW CONTROL PANELS!

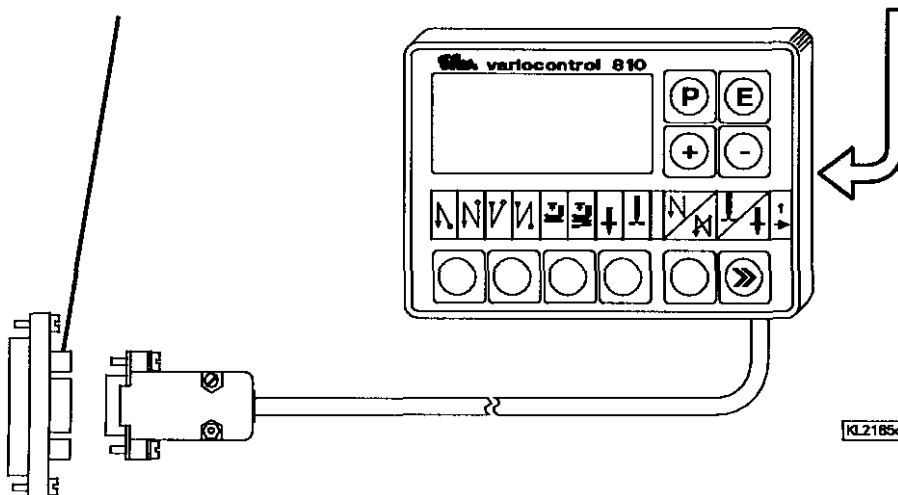
Old - V720, V730 are not functional on JU82BV3305!



New - V810, V820



Adapter No. 0504539



efka vario dc

CONTROL

JU82BV3225

PARAMETER LIST

No. 0402091

english

efka

**FRANKL & KIRCHNER
GMBH & CO KG**

efka

EFKA OF AMERICA INC.

efka

**EFKA ELECTRONIC MOTORS
SINGAPORE PTE. LTD.**

OPERATOR LEVEL

Parameter	Designation	Unit	max	min	Preset	Customer	Ind. Prg. No.
F-000 Arv	Start backtack stitches forward		254	0	4		A
F-001 Arr	Start backtack stitches backward		254	0	4		A
F-002 Err	End backtack stitches backward		254	0	4		A
F-003 Erv	End backtack stitches forward		254	0	4		A
F-004 LS	Light barrier compensating stitches		254	0	4		A
F-005 LSF	Number of stitches of the light barrier filter for knitted fabrics		254	0	1		A
F-006 LSn	Number of light barrier seams		15	1	1		A
F-007 Stc	Number of stitches of the seam with stitch counting		254	0	20		A
F-008 -F-	Setting pushbutton 3 with a parameter from the technician level 1 = Needle cooling ON/OFF 2 = High lift walking ON/OFF 3 = Differential feed ON/OFF 4 = Ornamental backtack ON/OFF 5 = Softstart ON/OFF 6 = Non-locking/locking ON/OFF		6	1	4		A
F-009 LSI	Sensitivity adjustment of the transmitted light barrier		255	0	16		A

TECHNICIAN LEVEL**Code No. 1907**

Parameter	Designation	Unit	max	min	Preset	Customer	Ind. Prg. No.
<u>Group 0 Stitches/Countings</u>							
F-100 SSc	Number of stitches softstart		20	0	1		A
<u>Group 1 Speeds</u>							
F-110 n1	Positioning speed	RPM	500	120	170		A
F-111 n2-	Upper limit setting range n-max	RPM	4000	n2_	3500		A
F-112 n3	Start backtack speed	RPM	3000	200	1200		A
F-113 n4	End backtack speed	RPM	3000	200	1200		A
F-114 n5	Speed after light barrier sensing	RPM	3000	200	1200		A
F-115 n6	Softstart speed	RPM	500	120	170		A
F-117 n10	High lift walking speed	RPM	3000	200	2000		A
F-118 n12	Automatic speed for stitch	RPM	6000	400	1200		A
F-119 nSt	Speed stage graduation 1 = linear 2 = slightly progressive 3 = highly progressive		3	1	2		A

TECHNICIAN LEVEL**Code No. 1907**

Parameter	Designation	Unit	max	min	Preset	Customer	Ind. Prg. No.
<u>Group 2</u>							
F-121 n2_	Lower limit setting range n-max	RPM	n-	500	500		A
F-128 ASd	Start delay, when start command is given by covering the light barrier (see F-129)	ms	2000	0	200		A
F-129 ALS	Machine start by covering the light barrier (only with F-132 = ON)				OFF		A
<u>Group 3 Switching Functions</u>							
F-130 LSF	Light barrier filter for knitted fabrics				OFF		A
F-131 LSd	Light barrier sensing "uncovered"				ON		A
F-132 LSS	Blocking of machine start, when light barrier "uncovered"				OFF		A
F-133 LSE	Thread trimmer, when terminating the seam after light barrier sensing				OFF		A
F-134 SSt	Softstart				OFF		A
F-135 SrS	Ornamental backtack				OFF		A
F-136 FAr	Trimming stitch backward				ON		A
F-139 nIS	Display of machine speed				OFF		A

TECHNICIAN LEVEL**Code No. 1907**

Parameter	Designation	Unit	max	min	Preset	Customer	Ind. Prg. No.
<u>Group 4 Switching Functions</u>							
F-140 mht	Mode pushbutton needle up/down 0 = needle up 1 = needle up/down 2 = full stitch 3 = at standstill needle up during machine run intermediate backtack 4 = at standstill needle up/down during machine run intermediate backtack 5 = at standstill full stitch during machine run intermediate backtack 6 = intermediate backtack		6	0	0		A
F-141 SGn	Speed status for one seam with stitch counting 0 = Speed can be controlled dependent on the pedal up to the set maximum speed (F-111) 1 = fixed speed (F-118) without influence by the pedal (Machine stop by heeling the pedal back to the basic position) 2 = limited speed can be controlled dependent on the pedal up to the set limit (F-118) 3 = with fixed speed, can be interrupted by pedal in position -2		3	0	1		A

TECHNICIAN LEVEL**Code No. 1907**

Parameter	Designation	Unit	max	min	Preset	Customer	Ind. Prg. No.
Group 4 <u>Switching Functions</u>							
F-142 SFn	Speed status for the free seam and for the seam with light barrier 0 = speed can be controlled dependent on the pedal up to the set maximum speed (F-111) 1 = fixed speed (F-118) without influence by the pedal (Machine stop by heeling the pedal back to the basic position) 2 = limited speed can be controlled dependent on the pedal up to the set limit (F-118) 3 = with fixed speed, can be interrupted by pedal in position -2 (only with light barrier On, otherwise as mode 0)		3	0	0		A
Group 5 <u>Time Functions</u>							
F-150 t8	Stitch correction of the double start backtack (Prolongation of the operating time of the stitch regulator - not effective with ornamental backtack)	ms	500	0	0		A
F-151 t9	Stitch correction of the double end backtack (Prolongation of the operating time of the stitch regulator - not effective with ornamental backtack)	ms	500	0	0		A
F-152 thP	Run-out time high lift walking speed	ms	500	80	180		A
F-153 brt	Braking power at machine standstill	ms	50	0	0		A

TECHNICIAN LEVEL**Code No. 1907**

Parameter	Designation	Unit	max	min	Preset	Customer	Ind. Prg. No.
<u>Group 6 DC-Motor</u>							
F-161 drE	Direction of rotation of the motor 0 = clockwise rotation 1 = anticlockwise rotation		1	0	1		A
<u>Group 7 Service Functions</u>							
F-170 Sr1	Setting the reference position (Position 0) = Needle point at the height of the needle plate, from downward movement of the needle in the direction of rotation of the motor shaft						A
F-171 Sr2	Adjustment of the needle positions 1 = lower needle position 1A = off position 2 = upper needle position 2A = off position The positions 3 and 3A are to be set to 000		510	0	46 86 270 460		A A A A
F-172 Sr3	Display of the signal Position 1 to 1A (LED next to pushbutton 1 lights up) or position 2 to 2A (LED next to pushbutton 2 lights up)						A

TECHNICIAN LEVEL**Code No. 1907**

Parameter	Designation	Unit	max	min	Preset	Customer	Ind. Prg. No.
<u>Group 7 Service Functions</u>							
F-173 Sr4	<p>Checking of the signal outputs</p> <p>Pushbutton 1 = Backtacking</p> <p>Pushbutton 2 = Presser foot lifting</p> <p>Pushbutton 3 = High lift walking</p> <p>Pushbutton 4 = Differential feed</p> <p>Pushbutton 5 = Needle cooling</p> <p>Pushbutton 6 = Thread trimmer1</p> <p>Pushbutton 7 = Thread wiper</p> <p>Pushbutton 8 = Thread tension release</p> <p>Pushbutton 9 = Thread trimmer2</p> <p>Pushbutton 0 = Thread clamp</p> <p>Pushbutton - = Output A5</p> <p>By actuating the switches connected to the control the function of these switches is checked and displayed with "on/off".</p>						A
F-174 Sr5	Mechanical adjustment of the light barrier						A
F-178	Language selection				dEU--USA ESP--Fra		A
F-179	Display of the program number with index (top line) and identification number (bottom line)						A

TECHNICIAN LEVEL**Code No. 1907**

Parameter	Designation	Unit	max	min	Preset	Customer	Ind. Prg. No.
<u>Group 8 Functions of Specific Types</u>							
F-181 drd	Delay time reversion	ms	250	0	50		A
F-182 knP	High lift walking nHP min from 21-... High lift walking nHP max from 1-...		1	21	19		A
F-183 InP	Reversion increments		500	10	70		A
F-184 dnh	Prolongation needle cooling ON after stop	ms	5000	0	2500		A
F-185 chP	Minimum number of high lift walking stitches		100	1	10		A
F-186 Snh	Needle cooling ON				OFF		A
F-187 ShP	Minimum number of high lift walking stitches ON/OFF				OFF		A
F-188 tdi	Run-out time of differential feed speed	ms	500	80	180		A
F-189 cdi	Minimum number of stitches for differential feed		100	1	10		A

TECHNICIAN LEVEL**Code No. 1907**

Parameter	Designation	Unit	max	min	Preset	Customer	Ind. Prg. No.
<u>Group 9 Functions of Specific Types</u>							
F-190 Sdi	Minimum number of differential feed stitches ON/OFF				ON		A
F-191 k16	KN16 switching high lift walking / differential feed ON = high lift walking OFF = differential feed				ON		A
F-192 Frt	Switching high lift walking or differential feed operating mode stored/not stored corresponding to F-191 OFF = operating mode not stored ON = operating mode stored				ON		A
F-193 n11	Speed differential feed	RPM	3500	200	2000		A
F-194 Frd	Reversion ON/OFF				ON		A
F-195 n15	Minimum speed depending on stitch length	RPM	4000	500	2000		A
F-197 FMb	Function Memory Box				OFF		A
F-198 Foc	Format Memory Card				OFF		A

SUPPLIER LEVEL**Code No. 3112**

Parameter	Designation	Unit	max	min	Preset	Customer	Ind. Prg. No.
Group 0 Time Functions							
F-200 t1	Delay of speed release after start backtack	ms	500	50	100		A
F-201 t2	Activation delay of presser foot lifting, when heeling the pedal half back	ms	500	20	80		A
F-202 t3	Start delay after presser foot lifting	ms	500	10	80		A
F-203 t4	Time of full power of presser foot lifting	ms	600	0	500		A
F-204 t5	Holding power for presser foot lifting Stages 0, 1...7 Stage 0 = Pulsing OFF Stage 1 = 12.5% ED Stage 7 = 87.5% ED		7	0	0		A
F-205 t6	Thread wiper time	ms	500	0	0		A
F-206 t7	Delay end of thread wiper until presser foot lifting	ms	800	0	0		A
F-207 br1	Braking effect with speed jumps under 400 RPM		255	1	25		A
F-208 br2	Braking effect with speed jumps over 400 RPM		255	1	60		A
Group 1 Time Functions							
F-210 tSr	Stop time for commutation of the stitch regulator for ornamental backtack	ms	500	0	180		A
F-212 t10	Full power of backtacking	ms	600	0	500		A

SUPPLIER LEVEL**Code No. 3112**

Parameter	Designation	Unit	max	min	Preset	Customer	Ind. Prg. No.
<u>Group 1 Time Functions</u>							
F-213 t11	Holding current for backtacking Stages 0...7 Stage 0 = 100 % Stage 1 = 12.5% Stage 7 = 87.5% Stage 1 = 1 ms strong activation Stage 7 = 7 ms weak activation		7	0	0		A
<u>Group 2 Speeds</u>							
F-220 ALF	Accelerating power of the motor		255	5	32		A
<u>Group 3 Switching Functions</u>							
F-231 Sn1	Execution of the first stitch at positioning speed after power ON				OFF		A
<u>Group 8</u>							
F-280 SEL	Machine select 1= LU - 2210				1		A
F-281 LSP	ON = New start with pedal in neutral position after signal end OFF = New start after signal end				ON		A
F-282 LOS	Blocking of machine run 1 = Break contact 0 = Make contact				0		A

SUPPLIER LEVEL**Code No. 3112**

Parameter	Designation	Unit	max	min	Preset	Customer	Ind. Prg. No.
<u>Group 8</u>							
F-283 SYN	Synchronization backtack signal 1 = Synchronization end backtack to position 1 2 = Synchronization end backtack to position 2 3 = Synchronization backtack signal to position 1A, when switching on and off trailing slot edge 4 = Synchronization backtack signal to position 2, when switching on and off		4	1	2		A
<u>Group 9</u>							
F-290 tFA	Stop time for thread trimmer	ms	500	20	100		A
F-291 tFS	Switch-off delay thread tension after stop	ms	500	20	60		A

STATUS DISPLAYS

Display	Designation
InFo A1	Pedal not in neutral position, when switching on
InFo A3	The position to which all other position values refer has not been stored (reference position missing)
InFo A4	Control panel cannot be clearly identified
InFo F1	Wrong code or function number
InFo E1	Position transmitter not connected or defective, mains voltage too low
InFo E2	Mains voltage too low or power off > on too short
InFo E3	Machine locks or does not reach the desired speed
InFo E4	Control disturbed by defective grounding or loose contact
InFo H1	Commutation transmitter cord or frequency converter disturbed
InFo H2	Processor disturbed

For your notes

Efka

FRANKL & KIRCHNER GMBH & CO KG
SCHEFFELSTRASSE 73 - D-68723 SCHWETZINGEN
TEL.: (06202)2020 - TELEFAX: (06202)202115 - TELEX: 466314

Efka

OF AMERICA INC.
3715 NORTHCREST ROAD - SUITE 10 - ATLANTA - GEORGIA 30340
PHONE: (404)457-7006 - TELEFAX: (404)458-3899 - TELEX: EFKA AMERICA 804494

Efka

ELECTRONIC MOTORS SINGAPORE PTE. LTD.
67, AYER RAJAH CRESCENT 05-03 - SINGAPORE 0513
PHONE: 7772459 or 7789836 - TELEFAX: 7771048

1(1)-210294(402091gb)

Efka

FRANKL & KIRCHNER GMBH & CO KG

SCHEFFELSTRASSE 73 - D-68723 SCHWETZINGEN

TEL.: (06202)2020 - TELEFAX: (06202)202115

email: info@efka.germany.net - <http://www.efka.germany.net>

Efka

OF AMERICA INC.

3715 NORTHCREST ROAD - SUITE 10 - ATLANTA - GEORGIA 30340

PHONE: (770)457-7006 - TELEFAX: (770)458-3899 - email: efkaus@aol.com

Efka

ELECTRONIC MOTORS SINGAPORE PTE. LTD.

67, AYER RAJAH CRESCENT 05-03 - SINGAPORE 139950

PHONE: 7772459 - TELEFAX: 7771048 - email: efkas@cyberway.com.sg

1(1)-050698 (402232EN)